



CTY TNHH ROYAL LIGHTING

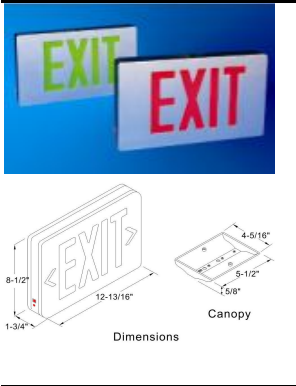
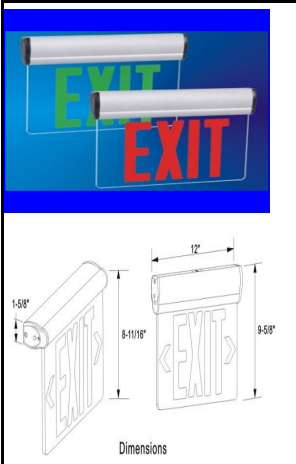
Office : 162, Ba Thang Hai Str., Dist. 10, HCMC
 Showroom: 302-304B To Hien Thanh Str., Dist.10, HCMC
 Branch: 257 Giai Phong Str., Dist. Dong Da, HN


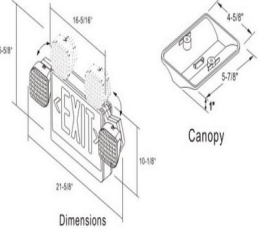


Email: info@royal-lighting.com.vn
 Tel/Fax: (84-8) 863.4016





QUOTATION SHEET




We are working on clients' Exit light, Emergency light project business.




Picture	Item	Description	Price	Package	Remarks
	EX-800X	<p>*Injecton-molded thermoplastic ABS housing</p> <ul style="list-style-type: none"> *UL 94V-0 flame rating *Letters 6" height with 3/4" stroke *Single or double face configuration *Innovative, snap-together design allows for fast installation *Replaceable directional chevron inserts are easily removed and reinserted *Universal (wall, side or ceiling) mounting *120/277VAC dual voltage operation *Low energy consumption only 2.0 watts at 120V *LED indicator light and push button test switch *LEDs mounted on print circuit board *Ni-cd battery, AC/DC operation *24hours recharge after more than 90mins discharge 	<p>RED: USD19.7 GREEN: USD20.83</p>	<p>12pcs/ctn 38.5*33.4*40.8cm/cn 16.5kgs/14kgs/ctn 6804pcs/20'CY</p>	
	SED-800	<p>*Die Cast Aluminum housing</p> <ul style="list-style-type: none"> *Slim and low profile design *Letters 6" height with 3/4" stroke *Single or double face configuration *Innovative, snap-together design allows for fast installation *Universal (wall, side or ceiling) mounting *120/277VAC dual voltage operation *Low energy consumption only 2.0 watts at 120V *LED indicator light and push button test switch *LEDs mounted on print circuit board *Ni-cd battery, AC/DC operation *24hours recharge after more than 90mins discharge 	<p>Single/ Double/ Red/ Green same USD51.52</p>	<p>6pcs/ctn 32.5*19.0*22.5cm/ctn</p>	

Picture	Item	Description	Price	Package	Remarks
	<p>ED-800</p>	<ul style="list-style-type: none"> *Die Cast Aluminum housing *Letters 6" height with 3/4" stroke *Single or double face configuration *Innovative, snap-together design allows for fast installation *Universal (wall, side or ceiling) mounting *120/277VAC dual voltage operation *Low energy consumption only 2.0 watts at 120V *LED indicator light and push button test switch *LEDs mounted on print circuit board *Ni-cd battery, AC/DC operation *24hours recharge after more than 90mins discharge 	<p>Single/ Double/ Red/ Green same USD62.72</p>	<p>6pcs/ctn 35.7*24.0*36.2cm/ctn</p>	
	<p>SEL-800</p>	<ul style="list-style-type: none"> *Compact and decorative design *Aluminum housing with high grade acrylic panel *Exit Pivots for wall, ceiling, sloped ceiling or high ceiling with tilt angle *Removable directional indicators *Letters 6" height with 3/4" stroke *Single or double face configuration *120/277VAC dual voltage operation *Low energy consumption *LED indicator light and test switch *Ni-cd battery, AC/DC operation *24hours recharge after more than 90mins discharge 	<p>1)Single face: USD54.88 2)Double face: USD56.00</p>	<p>6pcs/ctn 34*32*28.5cm/ctn 5560pcs/20'CY</p>	

Picture	Item	Description	Price	Package	Remarks
 	<p>CB-800S</p>	<ul style="list-style-type: none"> *Injecton-molded thermoplastic ABS housing *UL 94V-0 flame rating,fire-retardant *Letter 6"height with 3/4"stroke *Single or double face configuration *Innovative,snap-together design allows for fast installation *Two fully adjustable glare-free square shape light heads for emergency light *Emergency lights can be adjusted (Side mounting or Top mounting) *Wall or ceiling mounting *120/277VAC dual voltage operation *LEDs mounted on print circuit board(Exit Sign),2x6V 6W T15 wedge base lamps for emergency mode *Lead-acid 6V 4.5AH battery *May use additional battery when add remote light heads to fixture(total 2pcs x 6V 4.5AH battery) 	<p>USD 61.74</p>	<p>2pcs/ctn 35.5*30*42.5cm/ctn 8.6kgs/6.8kgs/ctn 1142pcs/20'CY</p>	
	<p>EXL-660LW</p>	<ul style="list-style-type: none"> *Injecton-molded thermoplastic ABS housing *UL 94V-0 flame rating,fire-retardant *120/277VAC input, 60Hz. *Battery : 3.6V 900mA Ni-Cad for basic (2pcs of 1W), * Light source: SMD 1W LED, 150lm 6000K for basic model * Manual test switch and LED indicator. * Two different lens for open area or long pathway *Wall or Ceiling mounting 	<p>USD22.20</p>	<p>6pcs/ctn 37*24*28cm/ctn 12kgs/13kgs/ctn 6876pcs/20'CY</p>	
	<p>EX-890HUR EX-890HUG</p>	<ul style="list-style-type: none"> *Compact size Exit Sign With Emergency Light, *Halogen MR-16 Lamp 6V 5.4W x 2 Lights, Red/Green Color, AC/DC , Small Size Eyeball *For CT option, add \$4.00 	<p>USD 47.04 USD 48.16</p>	<p>4pcs/ctn 46*33*35cm/ctn</p>	

Picture	Item	Description	Price	Package	Remarks
	<p>EXL-960H</p>	<ul style="list-style-type: none"> *Eyeball shape.Injecton-molded thermoplastic ABS housing *UL 94V-0 flame rating,fire-retardant *Innovative,snap-together design allows for fast installation *Two fully adjustable glare-free square shape light heads for emergency light *Wall or ceiling mounting *120/277VAC dual voltage operation *2x6V 5W T5 wedge base lamps for emergency mode *Lead Calcium 6V 4.5AH battery *Discharge protection 	<p>USD 31.13</p>	<p>6pcs/ctn 33.5*33.5*31.5cm/ctn 12.5kgs/13.5kgs/ctn 5040pcs/20'CY</p>	
	<p>KDC-880R</p>	<ul style="list-style-type: none"> *Compact size Exit Sign With Emergency Light, *High Power 1W LED x 2 Lights, Red/Green Color, AC/DC , Small Size Eyeball 	<p>USD 41.44</p>	<p>NEW</p>	
	<p>EX-880HUR EX-880HUG</p>	<ul style="list-style-type: none"> *Compact size Exit Sign With Emergency Light, *Halogen MR-16 Lamp 6V 5.4W x 2 Lights, Red/Green Color, AC/DC , Small Size Eyeball *For CT option, add \$4.00 	<p>USD 47.04 USD 48.16</p>	<p>4pcs/ctn 46*33*35cm/ctn</p>	
	<p>EXL-950</p>	<ul style="list-style-type: none"> *Injecton-molded thermoplastic ABS housing *UL 94V-0 flame rating,fire-retardant *Innovative,snap-together design allows for fast installation *Two fully adjustable glare-free square shape light heads for emergency light *Wall or ceiling mounting *120/277VAC dual voltage operation *2x6V 5W T5 wedge base lamps for emergency mode *Lead Calcium 6V 4.5AH battery *Discharge protection 	<p>USD 31.13</p>	<p>6pcs/ctn 33.5*33.5*31.5cm/ctn 12.5kgs/13.5kgs/ctn 5040pcs/20'CY</p>	

Picture	Item	Description	Price	Package	Remarks
	EXL-980	<ul style="list-style-type: none"> *Injecton-molded thermoplastic ABS housing *UL 94V-0 flame rating,fire-retardant *Innovative,snap-together design allows for fast installation *Two fully adjustable glare-free square shape light heads for emergency light *Wall or ceiling mounting *120/277VAC dual voltage operation *2x6V 5W T5 wedge base lamps for emergency mode *Lead Calcium 6V 4.5AH battery *Discharge protection 	USD 25.53	6pcs/ctn 32.5*26.5*31cm/ctn 12.5kgs/13.5kgs/ctn 6702pcs/20'CY	
	EXL-600S	<ul style="list-style-type: none"> *Injecton-molded thermoplastic ABS housing *UL 94V-0 flame rating,fire-retardant *Innovative,snap-together design allows for fast installation *Two fully adjustable glare-free square shape light heads for emergency light *Wall or ceiling mounting *120/277VAC dual voltage operation *2x6V 5W T5 wedge base lamps for emergency mode *Lead Calcium 6V 4.5AH battery *Discharge protection 	USD 28.00	6pcs/ctn 37*24*28cm/ctn 12kgs/13kgs/ctn 6876pcs/20'CY	
	EXL-600L	<ul style="list-style-type: none"> *Injecton-molded thermoplastic ABS housing *UL 94V-0 flame rating,fire-retardant *Innovative,snap-together design allows for fast installation *Two fully adjustable glare-free square shape light heads for emergency light *Wall or ceiling mounting *120/277VAC dual voltage operation *LED 2x2.5W lamps for emergency mode *Lead Calcium 6V 4.5AH battery *Discharge protection 	USD 39.20	6pcs/ctn 37*24*28cm/ctn 12kgs/13kgs/ctn 6876pcs/20'CY	

Picture	Item	Description	Price	Package	Remarks
	<p>EXL-990S</p>	<ul style="list-style-type: none"> *Injecton-molded thermoplastic ABS housing *UL 94V-0 flame rating, fire-retardant *Innovative, snap-together design allows for fast installation *Two fully adjustable glare-free square shape light heads for emergency light *Wall or ceiling mounting *120/277VAC dual voltage operation *2x6V 5W T5 wedge base lamps for emergency mode *Lead Calcium 6V 4.5AH battery *Discharge protection 	<p>USD 30.00</p>	<p>6pcs/ctn 44.5*31*41cm/ctn 16kgs/17kgs/ctn 3030pcs/20'CY</p>	
	<p>RSEL-800</p>	<ul style="list-style-type: none"> *Compact and decorative design *Aluminum housing with high grade acrylic panel *Exit Pivots for wall, ceiling, sloped ceiling or high ceiling with tilt angle *Removable directional indicators *Letters 6" height with 3/4" stroke *Single or double face configuration *120/277VAC dual voltage operation *Low energy consumption *LED indicator light and test switch *Ni-cd battery, AC/DC operation *24hours recharge after more than 90mins discharge 	<p>USD 80.64 USD 81.76</p>	<p>4pcs/ctn 45*34.5*33.5cm/ctn 1142pcs/20'CY</p>	
	<p>WEDL-901-LED-AC WEDL-901-LED-ACEM-CT</p>	<p>Outdoor LED Diecast Emergency Light, 11W Daylight LED Lamp, 1050 lumen (AC: General Lighting/ EM: Emergency lighting/ ACEM: Combina general and emergency lighting/ CT: Self-diagnostic and self test -Available for EM&ACEM)</p>	<p>USD 138.88 USD 163.52</p>	<p>6pcs/CTN/1.39'</p>	
	<p>WEDL-900-LED-AC WEDL-900-LED-EM-CT WEDL-900-LED-ACEM-CT</p>	<p>Outdoor LED Diecast Emergency Light, 10W Daylight LED Lamp, AC, General Lighting EM-CT, Outdoor LED Emergency Light ACEM-CT, Outdoor LED Emergency Light with photo sensor</p>	<p>USD 112.00 USD 127.68 USD 138.88</p>	<p>6pcs/CTN/1.39'</p>	